

# MAEDA

## Mini Cranes



Max Lifting  
Height 9.46m

Working Radius 8.38m

Capacity  
2.93t x 1.5m

Weight  
4400kg

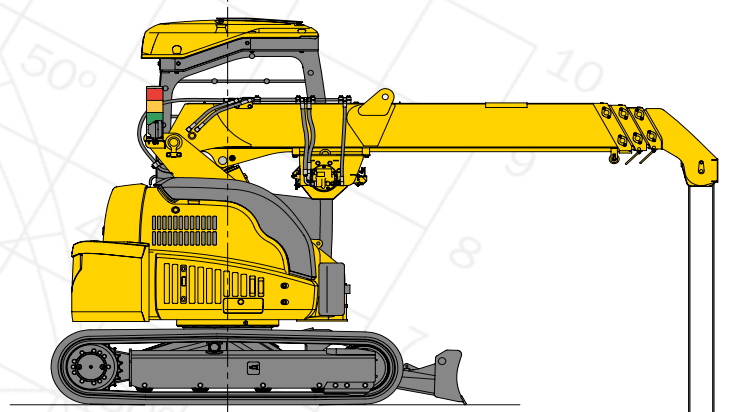
# CC423



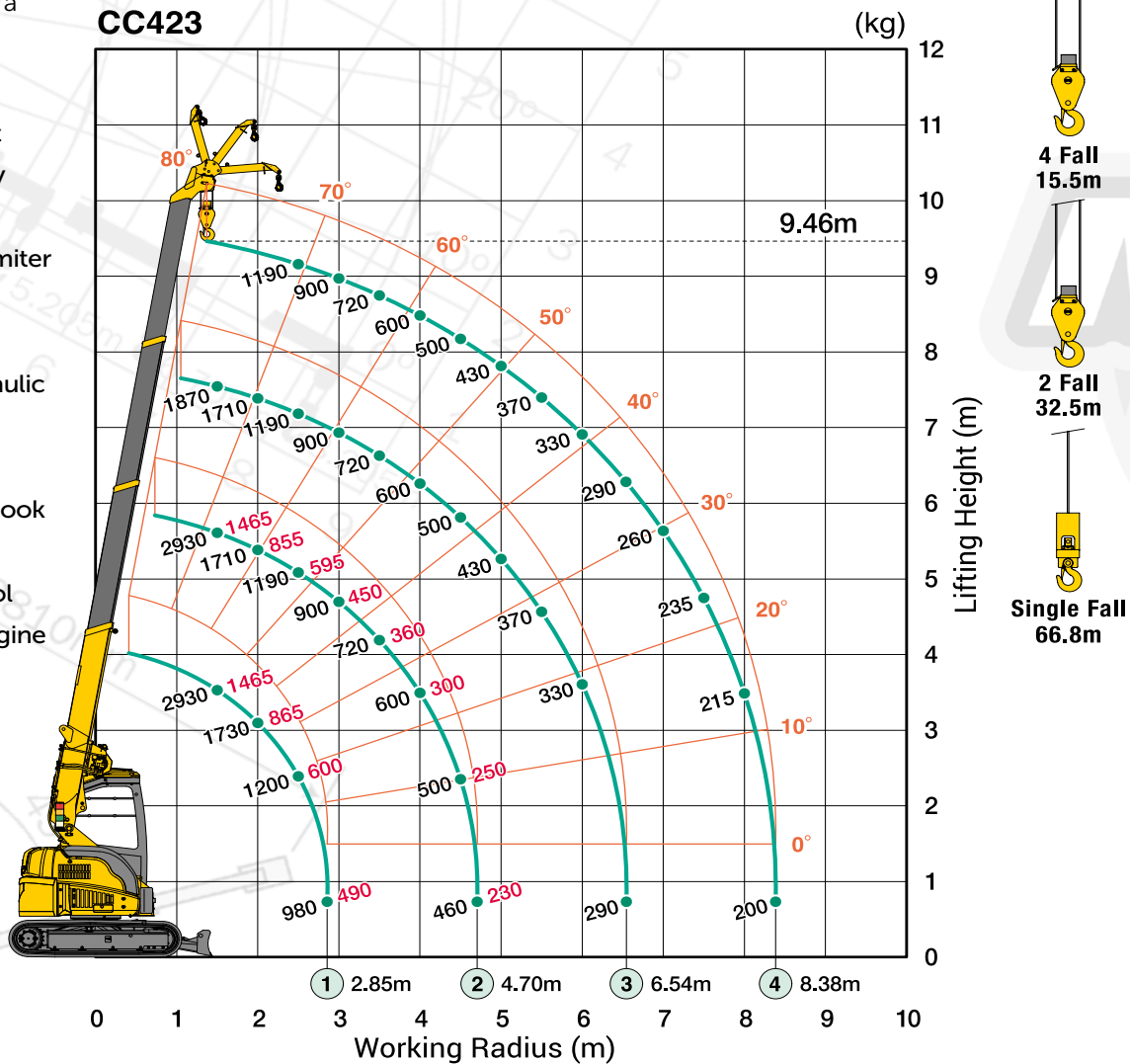
# CC423

The CC423 is the newest addition to the Crawler Crane range with a 2.93t capacity. The CC423 has primarily been developed for use in areas such as city centres where space is restricted, due to the highly compact tracked footprint with no need for outriggers and near zero-tailswing.

The major feature of this crane is the 1465kg Pick & Carry capacity. Other features include a new engine equivalent to EPA Tier 4 standard, an open but covered superstructure mounted operator's cab and a gross weight of 4400kg.



- 2.93 Ton Max Capacity
- 9.46m Max Working Height
- 1465kg Pick and Carry Duty
- Blade
- Programmable Moment Limiter
- 4 Fall / 2 Fall Hook Block
- Tilt Alarm
- Powerful Winch with Hydraulic Disc Brake
- Minimal Tail Swing
- Optional 850kg Searcher Hook
- Data Logger
- Pilot Pressure Travel Control
- Equivalent to EPA Tier 4 Engine
- New 7 inch Multi Monitor
- 2 Year Warranty



This working range chart shows total rated load including boom deflection.



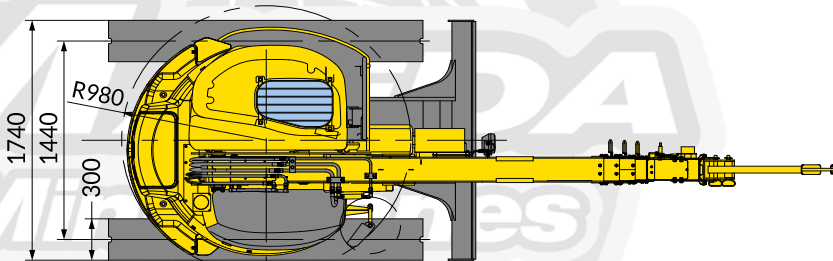
... consider the possibilities

Total rated load with 850kg Searcher Hook				
Working radius (m)	3.18m boom	5.03m boom	6.87m boom	8.71m boom
1.50	850	850	850	850
2.00	850	850	850	850
2.50	850	850	850	850
3.00	850	850	850	850
3.50	850	800	800	800
3.83	850	675	675	675
4.00		625	625	620
4.50		510	505	505
5.00		430	425	420
5.50		370	365	360
5.68		350	345	340
6.00			315	310
6.50			275	270
7.00			245	240
7.50			220	215
7.52			220	215
8.00				195
8.50				175
9.00				160
9.36				150

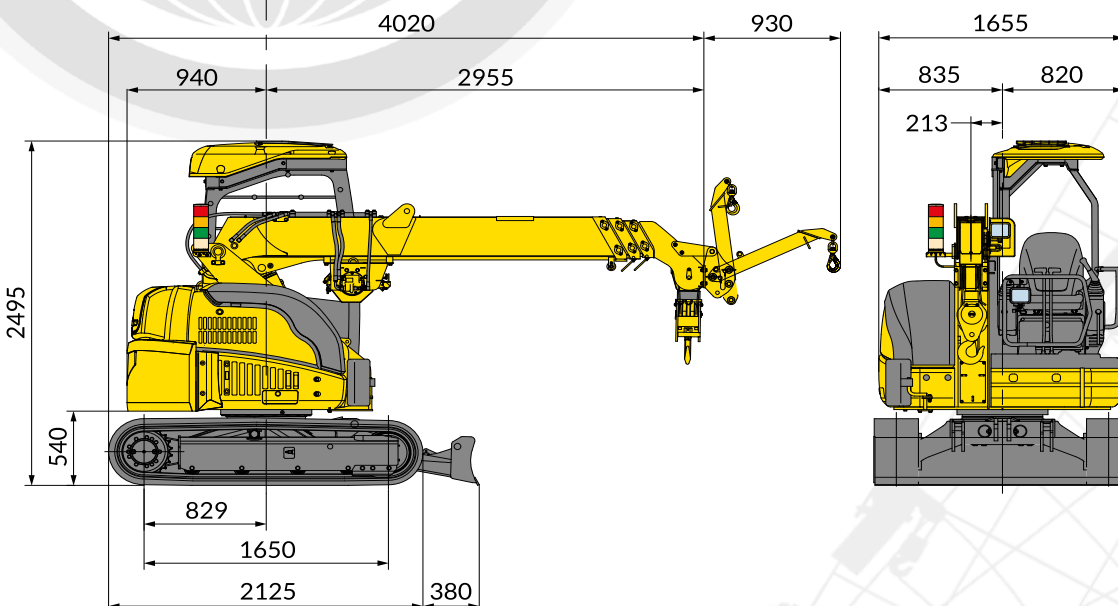
Total rated load							
3.18m boom		5.03m boom		6.87m boom		8.71m boom	
Working radius (m)	Total rated load (kg)	Working radius (m)	Total rated load (kg)	Working radius (m)	Total rated load (kg)	Working radius (m)	Total rated load (kg)
1.5	2930	1.5	2930	1.5	1870	1.5	1190
2.0	1730	2.0	1710	2.0	1710	2.0	1190
2.5	1200	2.5	1190	2.5	1190	2.5	1190
2.85	980	2.85	980	2.85	980	2.85	980
		3.0	900	3.0	900	3.0	900
		3.5	720	3.5	720	3.5	720
		4.0	600	4.0	600	4.0	600
		4.5	500	4.5	500	4.5	500
		4.7	460	4.7	460	4.7	460
				5.0	430	5.0	430
				5.5	370	5.5	370
				6.0	330	6.0	330
				6.5	290	6.54	290
						7.0	260
						7.5	235
						8.0	215
						8.38	200

- The Total Rated Load Charts are based on the actual working radius including boom deflection. The weight of the hook (standard 4 fall - 30kg) must be included as part of the load shown in the Total Rated Load Charts.
- When using two fall or single fall hooks, use the appropriate four fall Total Rated Load Chart but with a maximum load of: Two Fall - 1480kg, Single Fall - 750kg.

Pick & Carry Duties			
3.18m boom		5.03m boom	
Working radius (m)	Total rated load (kg)	Working radius (m)	Total rated load (kg)
1.5	1465	1.5	1465
2.0	865	2.0	855
2.5	600	2.5	595
2.85	490	2.85	490
		3.0	450
		3.5	360
		4.0	300
		4.5	250
		4.7	230



**Dimensions**





# CC423

## Specifications

Capacity Pick and carry	Maximum	2.93t x 1.5m 1465kg
Working radius	Maximum	8.38m x 200kg
Lifting height	Maximum	9.46m x 1190kg
Dimensions	CC423	4020mm x 1740mm x 2495mm
Weight	CC423 Hook block weight	4400kg 30kg
Hook speed	Maximum	19m / min. (4 falls, 4th layer)
Single line speed	Maximum	76m / min. (4th layer)
Hoist wire rope	Type	IWRC 6xWs (26) Ø 8mm x 73m
Telescopic system	Boom length Telescoping speed Boom type	3.18 m - 8.71 m 5.53 m / 14 sec Fully automatic 4 section pentagonal telescopic boom
Boom hoist system	Hoist angle / speed	0° to 80° / 12 sec
Slew system	Slew angle / speed	360° continuous / 2.4 rpm
Drive	Type	Independent steering controls, hydraulic piston motor with built in automatic brake, planet reduction gears, sprocket and crawler.
Traction speed	Low High Gradability Ground length x width Ground pressure	2.9 km/h 4.6 km/h 20° 1650mm x 300mm 0.44 kgf / cm <sup>2</sup>
Engine	Model Type Rated output Fuel tank capacity	Yanmar 3TNV88F-EPMBA 3 cylinder diesel water cooled direct injection 17.5 kW / 2,400 rpm Diesel/42L
Safe load indicator	Made specifically for Maeda Mini Cranes with a fully programmable working envelope	
Standard equipment	Overwind protection, wire rope latch, steel tracks, hydraulic safety valve, level, safety lock lever, tilt alarm, EMO switch, moment limiter, working status lamp, data logger, 4-fall / 2-fall hook block, blade	
Optional equipment	Single fall hook Rubber pads (black or white) weight 90kg 850kg searcher hook	

