

MANISCOPIC


MRT 1840 EASY



- Lift height : 17.90 m
- Max. reach : 15,10 m
- Engine : 101 cv - 74,5 kw
- 4 wheel drive - 4 wheel steer
- Hydrostatic transmission




MRT 1840 *EASY*


 **Lift capacity**4000 kg
(on stabilisers) at 500 mm from forks heels


 **Lift height**17,90 m


 **Tyres**
400/70 - 20 14 PR


 **Forks (mm)**
Length.....1200
Width x thickness150 x 50


 **Multidisc brakes**
Hydraulically assisted on front axle
Negative parking brake

 **Engine**
854E-E34TA
55 KW
Water cooling
Direct injection


 **Transmission** hydrostatic with automatic power regulation (variable displacement pump and motor) with control inching
Reversing shiftelectromagnetic
Speed forward and reverse.....2/2
Travel speed35 km/h

 **Rear axle**
Automatic rear axle locking system at a rotation over 5°


 **4 stabilisers**
simultaneous or individually controlled


 **Rotation through 400° (Optional 360° continuous rotation)**
Turret mounted on a double slew ring
Slewing system with negative brake

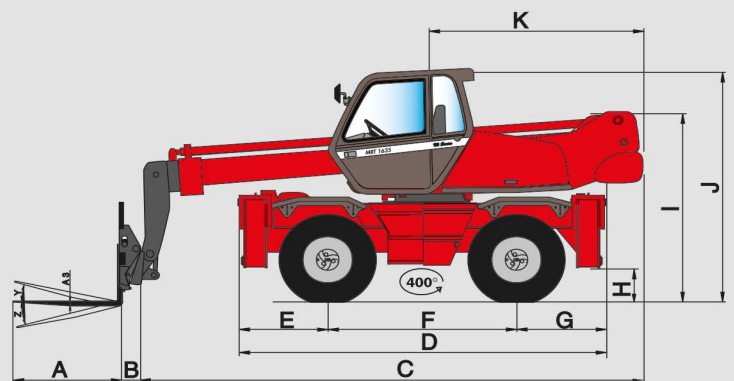
 **Hydraulics**
2 pumps gear type270 bars/115 l/mn

 **Control** : 2 proportional control joysticks for all hydraulic movements

 **Capacities**
Cooling system.....25 l.
Engine oil8,1 l.
Hydraulic oil150 l.
Fuel tank130 l.

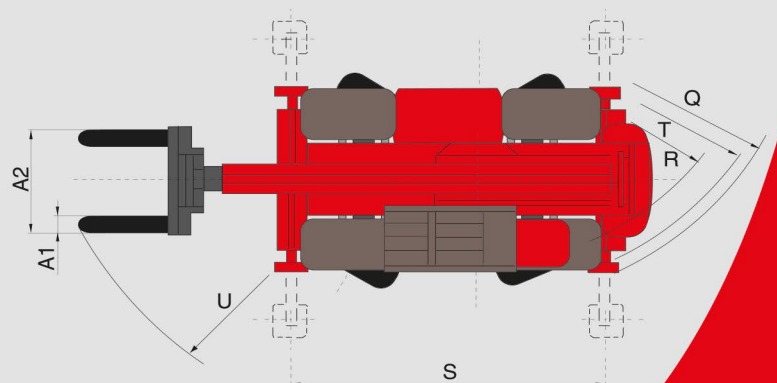
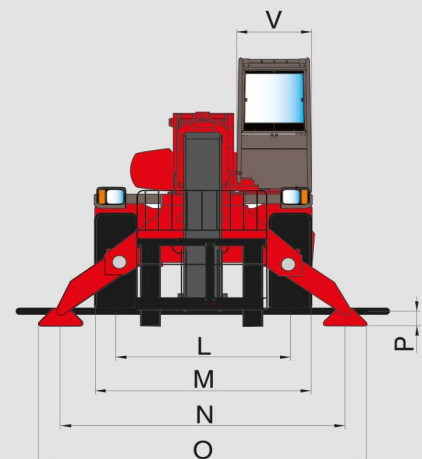
 **Weight unladen (with forks)**13300 kg
Overall **width**.....2,39 m
Overall **height**.....2,94 m
Length (forks carriage).....5,51 m
Ground clearance0,32 m
Drawbar pull.....8600 daN

 **Safety**
Standard load moment indicator
(mobile crane standards)



A	1200
A1	150
A2	1320
A3	150
B	290
C	5216
D	4290
E	980
F	2320
G	990
G1	1560
H	320
I	2340
J	2940
K	2520
L	1930
M	2390
N	3715
O	3975
P	210
Q	3900
R	3410
S	4000
T	3600
U	5235
V	950
Y	12°
Z	105°

mm



This publication in no way constitutes an offer and the company reserves the right to alter specification without prior notice. The MANITOU models presented in this brochure can be supplied complete with optional equipment attachments.



MANITOU BF SA

B.P. 249 - 44158 Ancenis Cedex - France
Tel. : 33 2 40 09 10 11 / Export Department Fax : 33 2 40 09 10 97
www.manitou.com

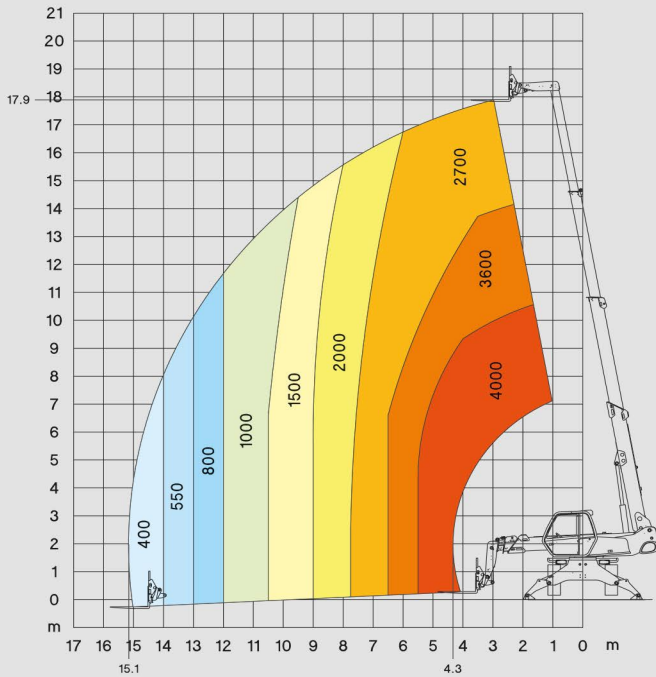
700xxxEN_BAUMA_0310_MRT1840EASY.qxd



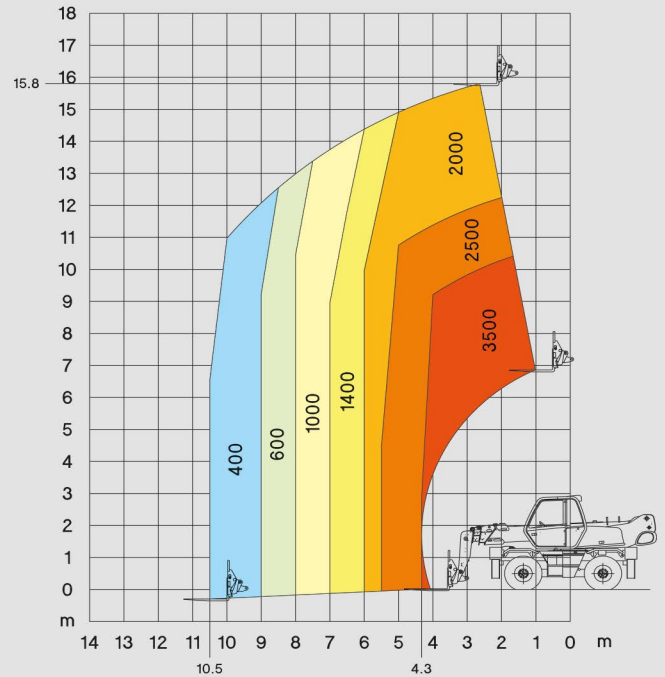
MRT 1840



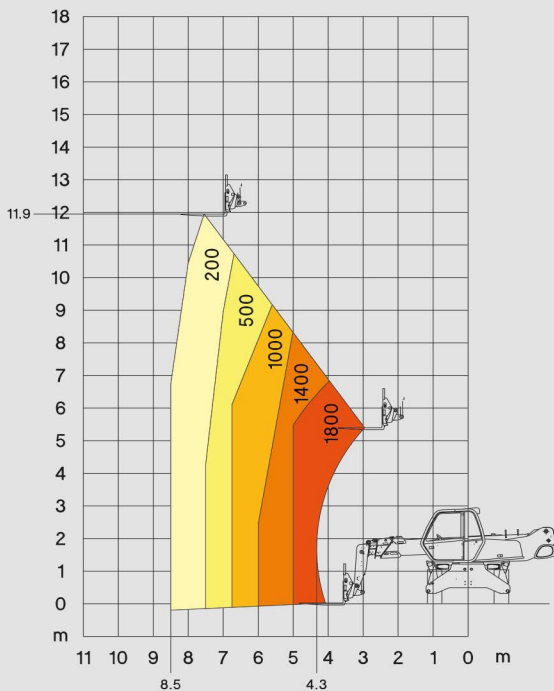
ROTATION ON STABILISERS WITH FORKS



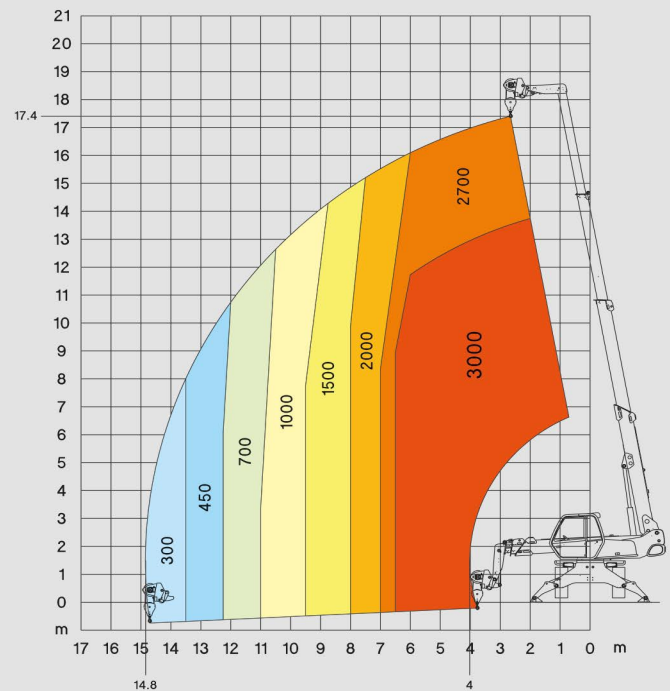
FRONTAL POSITION ON WHEELS WITH FORKS



ROTATION ON WHEELS WITH FORKS

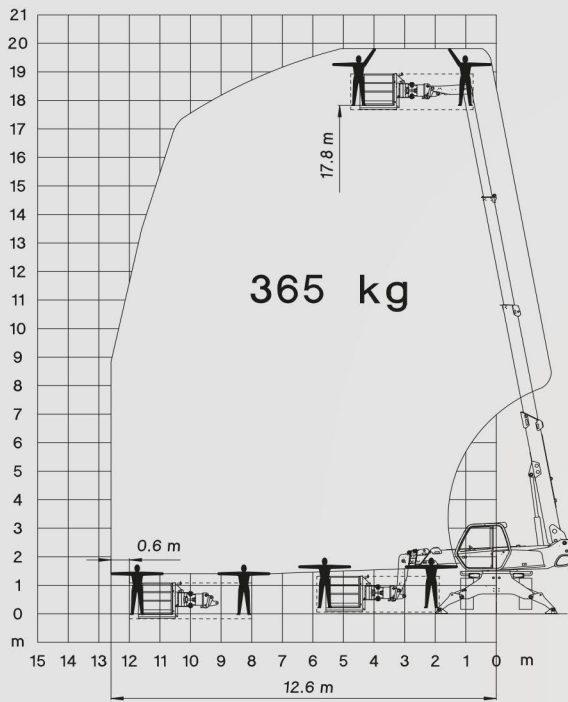


ROTATION ON STABILISERS WITH 3T WINCH





**ROTATION ON STABILISERS
WITH 365 KG PLATFORM ORH - 2/4 m**



**ROTATION ON STABILISERS
WITH 1000 KG PLATFORM ORH - 2/4 m**

